

Dear Family:

I am now introducing Unit 2 in Foundations®. Your child is going to:

- Learn phonemic awareness skills.
- Blend, read, and spell short vowel words with three sounds.
- Learn or review six words by memory: **a, and, the, is, his, of**. These are called Trick Words because they cannot be sounded out. Instead, your child needs to learn these by memorizing them.
- Learn capitalization, punctuation, and word spacing for sentence dictation.
- Retell stories in detail and sequence.

It is important for your child to recognize and be able to hear and “move around” the beginning, ending and middle sounds of a word. As always ***your help*** is appreciated to keep your child on track. To help your child focus on sounds, you can play word games such as ***“I’m Thinking of an Object”*** and ***“Change That Word.”*** The directions are on the following pages.

Also, make flashcards on index cards for the Trick Words. Have your child read these quickly each night. Throughout the year, I will have you make more Trick Word flashcards to practice.

Remember to have FUN! Also, please write down any questions you might have, and I shall get back to you.

Sincerely,





## This is Your Reference for Letter-Keyword-Sound

In addition to writing letters and knowing the letter name, your child is learning (or reviewing) the consonants and short vowel sounds using keywords.

Throughout the year I will send home more sounds for your child to learn.

In school, we do a daily drill practicing these sounds. Right now, we are doing the sounds listed on this sheet.

Your child keeps a notebook at school with these keyword pictures. During the year, whenever your child cannot think of the sound that a letter makes, ask him or her to look at the keyword picture.

That is a hint for the sound. The sound is represented by a letter between / /.

For the letter **a**, we use the keyword **apple**. This word helps your child know the sound /ă/. Whenever we practice these sounds, we say the letter name, the keyword, then the sound:

**a - apple - /ă/**

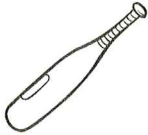
Do not hesitate to use the vocabulary words, short vowels and consonants.

Your child is aware of their meaning as I use these terms in class.

<b>A a</b>	<b>apple</b>	/ă/
<b>B b</b>	<b>bat</b>	/b/
<b>C c</b>	<b>cat</b>	/k/
<b>D d</b>	<b>dog</b>	/d/
<b>E e</b>	<b>Ed</b>	/ĕ/
<b>F f</b>	<b>fan</b>	/f/
<b>G g</b>	<b>game</b>	/g/
<b>H h</b>	<b>hat</b>	/h/
<b>I i</b>	<b>itch</b>	/i/
<b>J j</b>	<b>jug</b>	/j/
<b>K k</b>	<b>kite</b>	/k/
<b>L l</b>	<b>lamp</b>	/l/
<b>M m</b>	<b>man</b>	/m/
<b>N n</b>	<b>nut</b>	/n/
<b>O o</b>	<b>octopus</b>	/ō/
<b>P p</b>	<b>pan</b>	/p/
<b>Qu qu</b>	<b>queen</b>	/kw/
<b>R r</b>	<b>rat</b>	/r/
<b>S s</b>	<b>snake</b>	/s/
<b>T t</b>	<b>top</b>	/t/
<b>U u</b>	<b>up</b>	/ŭ/
<b>V v</b>	<b>van</b>	/v/
<b>W w</b>	<b>wind</b>	/w/
<b>X x</b>	<b>fox</b>	/ks/
<b>Y y</b>	<b>yellow</b>	/y/
<b>Z z</b>	<b>zebra</b>	/z/


Fundations® Consonants

**b**



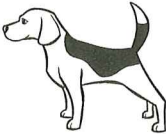
**bat** /b/

**c**



**cat** /k/

**d**




**dog** /d/

**f**




**fun** /f/

**g**




**game** /g/

**h**



**hat** /h/

**j**




**jug** /j/

**k**




**kite** /k/

**l**




**lamp** /l/

**m**




**man** /m/

**n**



**nut** /n/

**p**




**pan** /p/

**qu**




**queen** /kw/

**r**




**rat** /r/

**s**




**snake** /s/  
**bugs** /z/

**t**



**top** /t/

**v**




**van** /v/

**w**




**wind** /w/

**x**




**fox** /ks/

**y**



**yellow** /y/


**z**



**zebra** /z/

Fundations® Short Vowels

a



apple

/ă/

---

e




Ed

/ĕ/

---

i




itch

/ĭ/

---

o

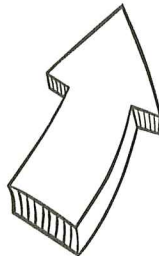


octopus

/ŏ/

---

u



up

/ŭ/